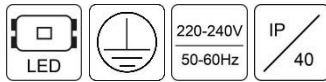



DECOR LED

Aluminium Profile Luminaires



Images for the product family and options:



Description:

Surface mounted or suspended middle profile LED luminaire for in-line connection without gaps
 Light distribution type: direct
 Optical system: opal polycarbonate diffuser/ matt micro-prismatic polycarbonate diffuser, low glare
 Housing: aluminium
 Colour: light grey (RAL9006S)

General data:

Mains voltage: 220-240V, 0/50/60Hz
 LED lifetime, h: 100000/L80B50
 SDCM: 3
 Protection class IEC: I
 Ingress protection code: IP40 (IP44 optional)
 Mechanical impact resistance: IK05
 Glow wire test, °C: 650
 Operating temperature range, °C: ta -15...+35

Installation:

On the ceiling or suspended (wire, cable and cap to be ordered separately), with L/LL option is designed for in-line connection. Push-in terminal, 3x2x2,5mm²

Environment:

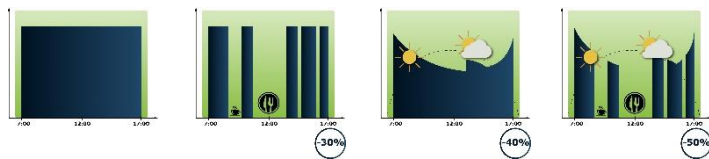
Indoor

Application:

Office, education, hotel, corridor, retail, public place



Sensors ensure lighting is only on when and where it is needed. The sensors can bring huge benefits in terms of energy management as they enable sunlight harvesting, automatic dimming, and sensing the presence of people. The lighting is only on when actually required so cost savings are considerable. Energy saving - typically between 30% and 50%. Application: are ideal for all office areas including work spaces, conference rooms, corridors, break-out rooms, administrative areas, stairwells and similar applications in schools and hospitals. For more information see the option list and energy saving solutions




High flexibility to meet specific project requirements, as luminaire is available in three standard colours: light grey RAL 9006, white RAL 9003 and black RAL 9005, or can be painted to any other RAL code colour on request. For more information see the option list.



Pull switch version (to switch on/off) available on request. For more information see the option list



Fitting can be produced with closed profile from one or both ends to meet specific customer design. For more information see the option list.



Brackets WALL MTG KIT- Decor LED RAL9006S for DECOR LED series mounting directly to the wall with up or down lighting

Decor LED fittings have been designed for connection in modern lighting systems with a wide choice of join accessories. Thanks to interesting design and wide choice of optics, they comply with the highest lighting standards and act as an interesting element of interior design.



I-JOIN MTG KIT Decor LED RAL9006S




L-JOIN MTG KIT Decor LED RAL9006S



T-JOIN MTG KIT Decor LED RAL9006S



X-JOIN MTG KIT Decor LED RAL9006S



Product	Length, mm	Width, mm	Height, mm	Luminaire output*, lm	System power*, W	System efficacy*, lm/W	CRI* (Ra)	CCT*, K	Weight, kg
Decor LED1x850 G210 T830 OP LO1	573	58	68	767	6,8	114	80+	3000	1,3
Decor LED1x1100 G211 T830 OP LO2	573	58	68	1046	9,6	109	80+	3000	1,3
Decor LED1x1550 G212 T830 OP LO3	573	58	68	1438	13,3	108	80+	3000	1,3
Decor LED1x2300 J654 T830 OP LO4	573	58	68	2157	18,9	114	80+	3000	1,3
Decor LED1x1250 G213 T830 OP LO1	853	58	68	1151	10,1	114	80+	3000	1,8
Decor LED1x1650 G214 T830 OP LO2	853	58	68	1569	13,6	115	80+	3000	1,8
Decor LED1x2300 G215 T830 OP LO3	853	58	68	2157	18,9	114	80+	3000	1,8
Decor LED1x3400 J655 T830 OP LO4	853	58	68	3234	28,7	113	80+	3000	1,8
Decor LED1x1650 G216 T830 OP LO1	1133	58	68	1535	12,7	121	80+	3000	2,3
Decor LED1x2200 G217 T830 OP LO2	1133	58	68	2092	17,1	122	80+	3000	2,3
Decor LED1x3050 G218 T830 OP LO3	1133	58	68	2875	24,7	117	80+	3000	2,3
Decor LED1x4550 J656 T830 OP LO4	1133	58	68	4313	38,6	112	80+	3000	2,3
Decor LED1x2050 G219 T830 OP LO1	1413	58	68	1919	15,9	121	80+	3000	2,6
Decor LED1x2750 G220 T830 OP LO2	1413	58	68	2614	21,4	122	80+	3000	2,6
Decor LED1x3800 G221 T830 OP LO3	1413	58	68	3594	30,8	117	80+	3000	2,6
Decor LED1x5650 J657 T830 OP LO4	1413	58	68	5391	47,8	113	80+	3000	2,6
Decor LED1x2450 G222 T830 OP LO1	1693	58	68	2302	18	128	80+	3000	3,1
Decor LED1x3300 G223 T830 OP LO2	1693	58	68	3137	25,2	124	80+	3000	3,1
Decor LED1x4550 G224 T830 OP LO3	1693	58	68	4313	37	117	80+	3000	3,1
Decor LED1x6800 J658 T830 OP LO4	1693	58	68	6469	56,7	114	80+	3000	3,1
Decor LED1x2850 G225 T830 OP LO1	1973	58	68	2686	21	128	80+	3000	3,4
Decor LED1x3850 G226 T830 OP LO2	1973	58	68	3660	29,3	125	80+	3000	3,4
Decor LED1x5300 G227 T830 OP LO3	1973	58	68	5032	43,2	117	80+	3000	3,4
Decor LED1x8500 J659 T830 OP LO4	2113	58	68	8086	70,1	115	80+	3000	3,7
Decor LED1x3250 G228 T830 OP LO1	2253	58	68	3070	23,5	131	80+	3000	4
Decor LED1x4400 G229 T830 OP LO2	2253	58	68	4183	33,6	125	80+	3000	4
Decor LED1x6050 G230 T830 OP LO3	2253	58	68	5750	48,7	118	80+	3000	4
Decor LED1x9050 J660 T830 OP LO4	2253	58	68	8625	77,3	112	80+	3000	4
Decor LED1x3650 G231 T830 OP LO1	2533	58	68	3454	26,4	131	80+	3000	4,6
Decor LED1x4950 G232 T830 OP LO2	2533	58	68	4706	37,7	125	80+	3000	4,6
Decor LED1x6800 G233 T830 OP LO3	2533	58	68	6469	54,8	118	80+	3000	4,6
Decor LED1x10200 J661 T830 OP LO4	2533	58	68	9704	83,2	117	80+	3000	4,6
Decor LED1x4250 G234 T830 OP LO1	2953	58	68	4029	30,9	131	80+	3000	5
Decor LED1x5750 G235 T830 OP LO2	2953	58	68	5490	44	125	80+	3000	5
Decor LED1x7950 G236 T830 OP LO3	2953	58	68	7547	64	118	80+	3000	5
Decor LED1x850 G210 T840 OP LO1	573	58	68	803	6,8	119	80+	4000	1,3
Decor LED1x1100 G211 T840 OP LO2	573	58	68	1095	9,6	114	80+	4000	1,3
Decor LED1x1550 G212 T840 OP LO3	573	58	68	1505	13,3	113	80+	4000	1,3
Decor LED1x2300 J654 T840 OP LO4	573	58	68	2258	18,9	119	80+	4000	1,3
Decor LED1x1250 G213 T840 OP LO1	853	58	68	1206	10,1	119	80+	4000	1,8
Decor LED1x1650 G214 T840 OP LO2	853	58	68	1642	13,6	120	80+	4000	1,8
Decor LED1x2300 G215 T840 OP LO3	853	58	68	2258	18,9	120	80+	4000	1,8
Decor LED1x3400 J655 T840 OP LO4	853	58	68	3387	28,7	118	80+	4000	1,8
Decor LED1x1650 G216 T840 OP LO1	1133	58	68	1607	12,7	126	80+	4000	2,3
Decor LED1x2200 G217 T840 OP LO2	1133	58	68	2190	17,1	128	80+	4000	2,3
Decor LED1x3050 G218 T840 OP LO3	1133	58	68	3010	24,7	122	80+	4000	2,3
Decor LED1x4550 J656 T840 OP LO4	1133	58	68	4516	38,6	117	80+	4000	2,3
Decor LED1x2050 G219 T840 OP LO1	1413	58	68	2009	15,9	126	80+	4000	2,6
Decor LED1x2750 G220 T840 OP LO2	1413	58	68	2737	21,4	128	80+	4000	2,6
Decor LED1x3800 G221 T840 OP LO3	1413	58	68	3763	30,8	122	80+	4000	2,6
Decor LED1x5650 J657 T840 OP LO4	1413	58	68	5645	47,8	118	80+	4000	2,6
Decor LED1x2450 G222 T840 OP LO1	1693	58	68	2410	18	134	80+	4000	3,1
Decor LED1x3300 G223 T840 OP LO2	1693	58	68	3285	25,2	130	80+	4000	3,1
Decor LED1x4550 G224 T840 OP LO3	1693	58	68	4516	37	122	80+	4000	3,1
Decor LED1x6800 J658 T840 OP LO4	1693	58	68	6773	56,7	119	80+	4000	3,1

Product	Length, mm	Width, mm	Height, mm	Luminaire output*, lm	System power*, W	System efficacy*, lm/W	CRI* (Ra)	CCT*, K	Weight, kg
Decor LED1x2850 G225 T840 OP LO1	1973	58	68	2812	21	134	80+	4000	3,4
Decor LED1x3850 G226 T840 OP LO2	1973	58	68	3832	29,3	131	80+	4000	3,4
Decor LED1x5300 G227 T840 OP LO3	1973	58	68	5268	43,2	122	80+	4000	3,4
Decor LED1x8500 J659 T840 OP LO4	2113	58	68	8466	70,1	121	80+	4000	3,7
Decor LED1x3250 G228 T840 OP LO1	2253	58	68	3214	23,5	137	80+	4000	4
Decor LED1x4400 G229 T840 OP LO2	2253	58	68	4380	33,6	130	80+	4000	4
Decor LED1x6050 G230 T840 OP LO3	2253	58	68	6021	48,7	124	80+	4000	4
Decor LED1x9050 J660 T840 OP LO4	2253	58	68	9030	77,3	117	80+	4000	4
Decor LED1x3650 G231 T840 OP LO1	2533	58	68	3616	26,4	137	80+	4000	4,6
Decor LED1x4950 G232 T840 OP LO2	2533	58	68	4927	37,7	131	80+	4000	4,6
Decor LED1x6800 G233 T840 OP LO3	2533	58	68	6773	54,8	124	80+	4000	4,6
Decor LED1x10200 J661 T840 OP LO4	2533	58	68	10159	83,2	122	80+	4000	4,6
Decor LED1x4250 G234 T840 OP LO1	2953	58	68	4219	30,9	137	80+	4000	5
Decor LED1x5750 G235 T840 OP LO2	2953	58	68	5748	44	131	80+	4000	5
Decor LED1x7950 G236 T840 OP LO3	2953	58	68	7902	64	124	80+	4000	5
Decor LED1x750 G210 T830 DPRZ LT80 LO1	573	58	68	670	6,8	99	80+	3000	1,3
Decor LED1x1000 G211 T830 DPRZ LT80 LO2	573	58	68	914	9,6	95	80+	3000	1,3
Decor LED1x1350 G212 T830 DPRZ LT80 LO3	573	58	68	1256	13,3	94	80+	3000	1,3
Decor LED1x2000 J654 T830 DPRZ LT80 LO4	573	58	68	1884	18,9	100	80+	3000	1,3
Decor LED1x1100 G213 T830 DPRZ LT80 LO1	853	58	68	1005	10,1	99	80+	3000	1,8
Decor LED1x1450 G214 T830 DPRZ LT80 LO2	853	58	68	1370	13,6	100	80+	3000	1,8
Decor LED1x2000 G215 T830 DPRZ LT80 LO3	853	58	68	1884	18,9	100	80+	3000	1,8
Decor LED1x3000 J655 T830 DPRZ LT80 LO4	853	58	68	2825	28,7	98	80+	3000	1,8
Decor LED1x1450 G216 T830 DPRZ LT80 LO1	1133	58	68	1341	12,7	106	80+	3000	2,3
Decor LED1x1950 G217 T830 DPRZ LT80 LO2	1133	58	68	1827	17,1	107	80+	3000	2,3
Decor LED1x2650 G218 T830 DPRZ LT80 LO3	1133	58	68	2511	24,7	102	80+	3000	2,3
Decor LED1x3950 J656 T830 DPRZ LT80 LO4	1133	58	68	3767	38,6	98	80+	3000	2,3
Decor LED1x1800 G219 T830 DPRZ LT80 LO1	1413	58	68	1676	15,9	106	80+	3000	2,6
Decor LED1x2400 G220 T830 DPRZ LT80 LO2	1413	58	68	2283	21,4	106	80+	3000	2,6
Decor LED1x3300 G221 T830 DPRZ LT80 LO3	1413	58	68	3139	30,8	102	80+	3000	2,6
Decor LED1x4950 J657 T830 DPRZ LT80 LO4	1413	58	68	4709	47,8	99	80+	3000	2,6
Decor LED1x2150 G222 T830 DPRZ LT80 LO1	1693	58	68	2011	18	112	80+	3000	3,1
Decor LED1x2900 G223 T830 DPRZ LT80 LO2	1693	58	68	2740	25,2	109	80+	3000	3,1
Decor LED1x3950 G224 T830 DPRZ LT80 LO3	1693	58	68	3767	37	102	80+	3000	3,1
Decor LED1x5950 J658 T830 DPRZ LT80 LO4	1693	58	68	5650	56,7	100	80+	3000	3,1
Decor LED1x2500 G225 T830 DPRZ LT80 LO1	1973	58	68	2346	21	112	80+	3000	3,4
Decor LED1x3350 G226 T830 DPRZ LT80 LO2	1973	58	68	3197	29,3	109	80+	3000	3,4
Decor LED1x4650 G227 T830 DPRZ LT80 LO3	1973	58	68	4395	43,2	102	80+	3000	3,4
Decor LED1x7400 J659 T830 DPRZ LT80 LO4	2113	58	68	7063	70,1	101	80+	3000	3,7
Decor LED1x2850 G228 T830 DPRZ LT80 LO1	2253	58	68	2681	23,5	114	80+	3000	4
Decor LED1x3850 G229 T830 DPRZ LT80 LO2	2253	58	68	3654	33,6	109	80+	3000	4
Decor LED1x5300 G230 T830 DPRZ LT80 LO3	2253	58	68	5022	48,7	103	80+	3000	4
Decor LED1x7900 J660 T830 DPRZ LT80 LO4	2253	58	68	7533	77,3	97	80+	3000	4
Decor LED1x3200 G231 T830 DPRZ LT80 LO1	2533	58	68	3016	26,4	114	80+	3000	4,6
Decor LED1x4350 G232 T830 DPRZ LT80 LO2	2533	58	68	4110	37,7	109	80+	3000	4,6
Decor LED1x5950 G233 T830 DPRZ LT80 LO3	2533	58	68	5650	54,8	103	80+	3000	4,6
Decor LED1x8900 J661 T830 DPRZ LT80 LO4	2533	58	68	8475	83,2	102	80+	3000	4,6
Decor LED1x3700 G234 T830 DPRZ LT80 LO1	2953	58	68	3519	30,9	114	80+	3000	5
Decor LED1x5050 G235 T830 DPRZ LT80 LO2	2953	58	68	4795	44	109	80+	3000	5
Decor LED1x6950 G236 T830 DPRZ LT80 LO3	2953	58	68	6592	64	103	80+	3000	5
Decor LED1x750 G210 T840 DPRZ LT80 LO1	573	58	68	702	6,8	104	80+	4000	1,3
Decor LED1x1000 G211 T840 DPRZ LT80 LO2	573	58	68	956	9,6	99	80+	4000	1,3
Decor LED1x1350 G212 T840 DPRZ LT80 LO3	573	58	68	1314	13,3	99	80+	4000	1,3
Decor LED1x2000 J654 T840 DPRZ LT80 LO4	573	58	68	1972	18,9	104	80+	4000	1,3
Decor LED1x1100 G213 T840 DPRZ LT80 LO1	853	58	68	1053	10,1	104	80+	4000	1,8

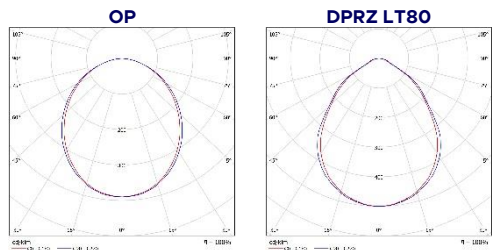
Product	Length, mm	Width, mm	Height, mm	Luminaire output*, lm	System power*, W	System efficacy*, lm/W	CRI* (Ra)	CCT*, K	Weight, kg
Decor LED1x1450 G214 T840 DPRZ LT80 LO2	853	58	68	1435	13,6	105	80+	4000	1,8
Decor LED1x2000 G215 T840 DPRZ LT80 LO3	853	58	68	1972	18,9	104	80+	4000	1,8
Decor LED1x3000 J655 T840 DPRZ LT80 LO4	853	58	68	2958	28,7	103	80+	4000	1,8
Decor LED1x1450 G216 T840 DPRZ LT80 LO1	1133	58	68	1403	12,7	110	80+	4000	2,3
Decor LED1x1950 G217 T840 DPRZ LT80 LO2	1133	58	68	1913	17,1	112	80+	4000	2,3
Decor LED1x2650 G218 T840 DPRZ LT80 LO3	1133	58	68	2629	24,7	107	80+	4000	2,3
Decor LED1x3950 J656 T840 DPRZ LT80 LO4	1133	58	68	3944	38,6	102	80+	4000	2,3
Decor LED1x1800 G219 T840 DPRZ LT80 LO1	1413	58	68	1755	15,9	110	80+	4000	2,6
Decor LED1x2400 G220 T840 DPRZ LT80 LO2	1413	58	68	2391	21,4	111	80+	4000	2,6
Decor LED1x3300 G221 T840 DPRZ LT80 LO3	1413	58	68	3286	30,8	107	80+	4000	2,6
Decor LED1x4950 J657 T840 DPRZ LT80 LO4	1413	58	68	4930	47,8	103	80+	4000	2,6
Decor LED1x2150 G222 T840 DPRZ LT80 LO1	1693	58	68	2105	18	117	80+	4000	3,1
Decor LED1x2900 G223 T840 DPRZ LT80 LO2	1693	58	68	2869	25,2	114	80+	4000	3,1
Decor LED1x3950 G224 T840 DPRZ LT80 LO3	1693	58	68	3944	37	107	80+	4000	3,1
Decor LED1x5950 J658 T840 DPRZ LT80 LO4	1693	58	68	5915	56,7	104	80+	4000	3,1
Decor LED1x2500 G225 T840 DPRZ LT80 LO1	1973	58	68	2456	21	117	80+	4000	3,4
Decor LED1x3350 G226 T840 DPRZ LT80 LO2	1973	58	68	3347	29,3	114	80+	4000	3,4
Decor LED1x4650 G227 T840 DPRZ LT80 LO3	1973	58	68	4601	43,2	107	80+	4000	3,4
Decor LED1x7400 J659 T840 DPRZ LT80 LO4	2113	58	68	7395	70,1	105	80+	4000	3,7
Decor LED1x2850 G228 T840 DPRZ LT80 LO1	2253	58	68	2807	23,5	120	80+	4000	4
Decor LED1x3850 G229 T840 DPRZ LT80 LO2	2253	58	68	3825	33,6	114	80+	4000	4
Decor LED1x5300 G230 T840 DPRZ LT80 LO3	2253	58	68	5258	48,7	108	80+	4000	4
Decor LED1x7900 J660 T840 DPRZ LT80 LO4	2253	58	68	7887	77,3	102	80+	4000	4
Decor LED1x3200 G231 T840 DPRZ LT80 LO1	2533	58	68	3158	26,4	120	80+	4000	4,6
Decor LED1x4350 G232 T840 DPRZ LT80 LO2	2533	58	68	4304	37,7	114	80+	4000	4,6
Decor LED1x5950 G233 T840 DPRZ LT80 LO3	2533	58	68	5915	54,8	108	80+	4000	4,6
Decor LED1x8900 J661 T840 DPRZ LT80 LO4	2533	58	68	8873	83,2	107	80+	4000	4,6
Decor LED1x3700 G234 T840 DPRZ LT80 LO1	2953	58	68	3685	30,9	119	80+	4000	5
Decor LED1x5050 G235 T840 DPRZ LT80 LO2	2953	58	68	5020	44	114	80+	4000	5
Decor LED1x6950 G236 T840 DPRZ LT80 LO3	2953	58	68	6901	64	108	80+	4000	5

*Tolerance range for optical and electrical data: $\pm 10\%$. Values apply to an ambient temperature of 25°C. NORTHCLIFFE LIGHTING is constantly developing and improving its products. The right is reserved to change any product specifications without prior notification

Available options:

T830	Colour temperature 3000K, CRI 80+
T840	Colour temperature 4000K, CRI 80+
OP	Opal diffuser with high light transmittance
DPRZ LT80	De-glaring micro-prismatic diffuser with matt light scattering layer
LO1	Light output level 1
LO2	Light output level 2
LO3	Light output level 3
LO4	Light output level 4
DALI	Driver with DALI interface and switch-control dimming
*note - for DALI LIN option wires are 2x0.5mm2	
EAIRB	Integrated smart sensor and driver with wireless communication and grouping possibilities for lighting control
*note - ingress protection IP20	
*note - EAIRB option is not applicable for length under 800mm	
*note - for models G216...G218 and J656 EAIRB option cannot be combined with EM options	
TW	Integrated light source and driver for Tuneable white control 2700-6500 K
*note - Please ask for special models with options EAIRB and TW.	
*note - For options EAIRB and MW luminaire housing is 72mm longer	
*note - the EAIRB sensor is positioned in the end of the luminaire for lengths up to 1800mm, and in the middle of the luminaire for lengths over 1800mm	
PULL	Pull switch device, on/off
PULLDIM	Pull switch device and driver with switch-control dimming
*note - For PULL and PULLDIM options luminaire housing is 50mm longer and switch is positioned at the end of luminaire	
MW	Integrated microwave (MW) motion sensor with on-off control
PIR	Integrated PIR sensor with on-off control
*note - PIR option is not applicable for length under 800mm	
*note - ingress protection IP40	
*note - for option PIR luminaire housing is 50mm longer.	
*note - PIR sensor is positioned in the end of the luminaire for lengths up to 1800mm, and in the middle of the luminaire for lengths over 1800mm	
EM3	Emergency version 3 hours
EM3B	Emergency version 3 hours (best available technology)
EM3A	Emergency version equipped with an autonomous testing system, 3 hours
EM3D	Emergency version 3 hours with DALI interface
*note - EM options applicable for models longer than 1000mm	
*note - Operating temperature range for Luminaires with EM option, C: ta 0...+35	

5TB	5-pole terminal block in middle of luminaire for easy through wiring
1LIN	Through wiring single phase d=1.5 mm ² with two push-in terminal blocks
2LIN	Through wiring two phases d=1.5 mm ² with two push-in terminal blocks
3LIN	Through wiring three phases d=1.5 mm ² with two push-in terminal blocks
*note - LIN options applicable for models longer than 800mm, for shorter optional 5TB	
2G	Strain relief for power supply cable, 2pcs
CBF2-2.0m clear	Cable 2x0.75mm ² for suspended luminaire up to 2.0 meters, transparent
CBF2-3.0m clear	Cable 2x0.75mm ² for suspended luminaire up to 3.0 meters, transparent
CBF3-2.0m clear	Cable 3x0.75mm ² for suspended luminaire up to 2.0 meters, transparent
L	for in-line connection end/first luminaire (lengths: 568 /848 /1128 /1408 /1688/ 1968 /2108/ 2248 /2528 / 2948 mm)
LL	for in-line connection intermediate luminaire (lengths: 563 /843 /1123 /1403 /1683/ 1963/ 2103/2243/ 2523/ 2943 mm)
*note - for L and LL models joint kit and 1LIN option included (5TB option for lengths up to 800mm)	
I-join L	Luminaire designed to in-line connection with join element - end/first luminaire (joint element not included)
I-join LL	Luminaire designed to in-line connection with join element - intermediate luminaire (joint element not included)
L I-join LL	Luminaire designed for in-line connection with join element and intermediate luminaire (joint element not included)
*note - for I-join L and I-join LL models joint kit not included, 1LIN option included (5TB option for lengths up to 800mm)	
*note - the luminaire must have I-JOIN L, I-JOIN LL or L I-JOIN LL options, depending on installation position	
SUS	Suspended version
*note - for suspended luminaires it is recommended to use one of CBF3 option for easier mounting	
IP44	IP44 protection degree (not applicable for L and LL type luminaires)
*note - IP44 option not applicable for L and LL models	
RAL9003S	RAL 9003S colour
RAL9005S	RAL 9005S colour
RAL	RAL colour



Available accessories:



Product: Suspension MTG KIT SUSI
Description: Suspension wire set "I" type, 1.5m adjustable, 1pcs
*note - 2pcs MTG SUSI KIT for length up to 2000mm, 3pcs MTG SUSI KIT for lengths 2000 - 3000mm



Product: WALL MTG KIT - Decor LED RAL9006S
Description: Support bracket for luminaire installation onto the wall. Decor LED, 1pcs
*note - 2pcs WALL MTG KIT for length up to 2000mm, 3pcs WALL MTG KIT for length 2000 - 3000mm



Product: L-JOIN MTG KIT Decor LED RAL9006S
Description: "L" type joint kit for connecting luminaires in-line
*note - check RAL colour to match luminaire



Product: X-JOIN MTG KIT Decor LED RAL9006S
Description: "X" type joint kit for connecting luminaires in-line
*note - check RAL colour to match luminaire



Product: CAP4, light grey/ white/ black
Description: Square decorative metal cap for hiding cable inlet with suspension wire attachment point, push-in terminals 3x1x1.5mm², light grey/ white/ black




Product: CAP5, light grey/ white/ black
Description: Square decorative metal cap for hiding cable inlet with suspension wire attachment point, push-in terminals 5x1x1.5mm², light grey/ white/ black



Product: CAP cable 3x0.75 2.0m clear
Description: Cable 3x0.75mm² for suspended luminaire up to 2.0 meters, transparent



Product: I-JOIN MTG KIT Decor LED RAL9006S
Description: "I" type joint kit for connecting luminaires in-line
*note - check RAL colour to match luminaire



Product: T-JOIN MTG KIT Decor LED RAL9006S
Description: "T" type joint kit for connecting luminaires in-line
*note - check RAL colour to match luminaire



Product: BLANK Decor LED L1000mm RAL9006S
Description: Blank DECOR LED kit for connecting luminaires in-line 1000mm long, 1pcs
*note - indicate needed length, location and RAL colour placing order
*note - BLANK through wiring option must meet luminaire options



Product: CAP cable clip D6.3mm SET clear
Description: Cable and suspension wire clip set, 4pcs. For cable diameter up to 6,3mm and wire diameter 1mm