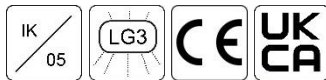
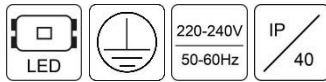


### DECOR LO LED LG3

#### Aluminium Profile Luminaires



<b>Description:</b>	Suspended slim profile LED luminaire for in-line connection without gaps Light distribution type: direct/indirect Optical system: lenses Housing: aluminium Colour: light grey (RAL9006S)
<b>General data:</b>	Mains voltage: 220-240V, 0/50/60Hz LED lifetime, h: 100000/L80B50 SDCM: 3 Protection class IEC: I Ingress protection code: IP40 Mechanical impact resistance: IK05 Operating temperature range, °C: ta 0...+35
<b>Installation:</b>	Suspended (wire, cable and cap to be ordered separately), with L/LL option is designed for in-line connection. Push-in terminal, 3x2x2.5mm <sup>2</sup>
<b>Environment:</b>	Indoor
<b>Application:</b>	Office, education, retail, public place

Product	Length, mm	Width, mm	Height, mm	Luminaire output*, lm	System power*, W	System efficacy*, lm/W	CRI* (Ra)	CCT*, K	Weight, kg
DECOR LO LED1x3800/1800 J338 T830 L75 LG3 LO1	1148	58	75	5290	37,3	142	80+	3000	2,7
DECOR LO LED1x5300/2450 J339 T830 L75 LG3 LO2	1148	58	75	7310	53,2	137	80+	3000	2,7
DECOR LO LED1x4750/2150 J340 T830 L75 LG3 LO1	1428	58	75	6528	44,8	146	80+	3000	3,2
DECOR LO LED1x6600/2950 J341 T830 L75 LG3 LO2	1428	58	75	9022	64,6	140	80+	3000	3,2
DECOR LO LED1x9500/4250 J342 T830 L75 LG3 LO1	2831	58	75	13055	87,6	149	80+	3000	6,6
DECOR LO LED1x13150/5850 J343 T830 L75 LG3 LO2	2831	58	75	18045	126,5	143	80+	3000	6,6
DECOR LO LED1x3800/1800 J338 T840 L75 LG3 LO1	1148	58	75	5563	37,3	149	80+	4000	2,7
DECOR LO LED1x5300/2450 J339 T840 L75 LG3 LO2	1148	58	75	7689	53,2	145	80+	4000	2,7
DECOR LO LED1x4750/2150 J340 T840 L75 LG3 LO1	1428	58	75	6866	44,8	153	80+	4000	3,2
DECOR LO LED1x6600/2950 J341 T840 L75 LG3 LO2	1428	58	75	9490	64,6	147	80+	4000	3,2
DECOR LO LED1x9500/4250 J342 T840 L75 LG3 LO1	2831	58	75	13732	87,6	157	80+	4000	6,6
DECOR LO LED1x13150/5850 J343 T840 L75 LG3 LO2	2831	58	75	18980	126,5	150	80+	4000	6,6

\*Tolerance range for optical and electrical data: ±10%. Values apply to an ambient temperature of 25°C. NORTHCLIFFE LIGHTING is constantly developing and improving its products. The right is reserved to change any product specifications without prior notification

### Available options:

T830	Colour temperature 3000K, CRI 80+
T840	Colour temperature 4000K, CRI 80+
L30	Optics with 30° beam angle
L40x75	Optics with 40x75° beam angle
L75W	Optics with 75° beam angle, wide
L75	Optics with 75° beam angle
L90W	Optics with 90° beam angle, wide
L100	Optics with 100° beam angle, diffused
L2A25	Optics with double asymmetric beam
L1A18-L	Optics with asymmetric beam, light direction - left
L1A18-R	Optics with asymmetric beam, light direction - right
DALI	Driver with DALI interface and switch-control dimming
DALIsep	Driver with DALI interface and with possibility to control down and up light separately

EAIRB-M	Master luminaire with integrated smart sensor and driver with Bluetooth communication and grouping possibilities for lighting control
EAIRB-S	Slave luminaire with integrated EAIR type driver for lighting control

\*note - for EAIRB-M options ingress protection IP20

\*note - max system size 1x EAIRB-M + 3x EAIRB-S

\*note - max wire length from EAIRB-M to last EAIRB-S - 11m.

\*note - Please ask for special models with options EAIRB

BLT Integrated wireless control unit and driver for lighting control via mobile device (via Bluetooth)

PULL Pull switch device, on/off

PULLDIM Pull switch device and driver with switch-control dimming

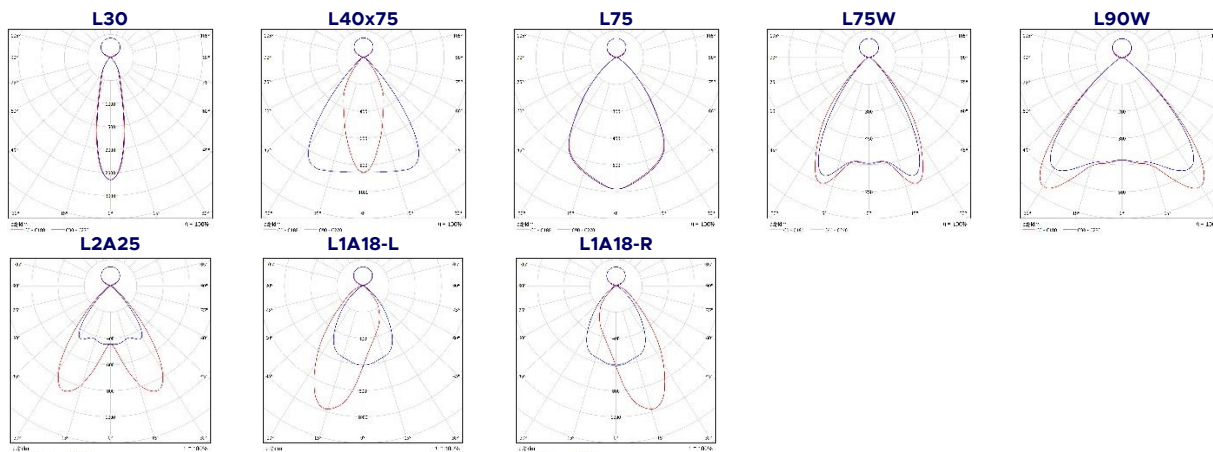
\*note - For PULL and PULLDIM options luminaire housing is 50mm longer and switch is positioned at the end of luminaire

MW Integrated microwave (MW) motion sensor with on-off control

\*note - For option MW luminaire housing is 72mm longer

\*note - the MW sensor is positioned in the end of the luminaire for lengths up to 1800mm, and in the middle of the luminaire for lengths over 1800mm

PIR	Integrated PIR sensor with on-off control
<i>*note - for option PIR luminaire housing is 50mm longer</i>	
<i>*note - PIR sensor is positioned in the end of the luminaire for lengths up to 1800mm, and in the middle of the luminaire for lengths over 1800mm</i>	
EM3	Emergency version 3 hours
EM3B	Emergency version 3 hours (best available technology)
EM3A	Emergency version equipped with an autonomous testing system, 3 hours
EM3D	Emergency version 3 hours with DALI interface
1LIN	Through wiring single phase d=1.5 mm <sup>2</sup> with two push-in terminal blocks
2LIN	Through wiring two phases d=1.5 mm <sup>2</sup> with two push-in terminal blocks
3LIN	Through wiring three phases d=1.5 mm <sup>2</sup> with two push-in terminal blocks
Lsep	Option that enables to control (on/off) Down and up lights separately
CBF2-2.0m clear	Cable 2x0.75mm <sup>2</sup> for suspended luminaire up to 2.0 meters, transparent
CBF2-3.0m clear	Cable 2x0.75mm <sup>2</sup> for suspended luminaire up to 3.0 meters, transparent
CBF3-2.0m clear	Cable 3x0.75mm <sup>2</sup> for suspended luminaire up to 2.0 meters, transparent
CBF3-3.0m clear	Cable 3x0.75mm <sup>2</sup> for suspended luminaire up to 3.0 meters, transparent
CBF5-2.0m clear	Cable 5x0.75mm <sup>2</sup> for suspended luminaire up to 2.0 meters, transparent
CBF5-3.0m clear	Cable 5x0.75mm <sup>2</sup> for suspended luminaire up to 3.0 meters, transparent
L	for in-line connection end/first luminaire (lengths: 1141/ 1421/ 2824mm)
LL	for in-line connection intermediate luminaire (lengths: 1134/ 1414/ 2817mm)
RAL	RAL colour



### Available accessories:



Product: Suspension MTG KIT SUSI  
Description: Suspension wire set "I" type, 1.5m adjustable, 1pcs  
*\*note - at least 2pcs MTG KIT SUSI for one fitting required. For exact quantity please refer to installation manual*



Product: CAP cable 3x0.75 2.0m clear  
Description: Cable 3x0.75mm<sup>2</sup> for suspended luminaire up to 2.0 meters, transparent



Product: CAP4, light grey/ white/ black  
Description: Square decorative metal cap for hiding cable inlet with suspension wire attachment point, push-in terminals 3x1x1.5mm<sup>2</sup>, light grey/ white/ black



Product: CAP cable clip D6.3mm SET clear  
Description: Cable and suspension wire clip set, 4pcs. For cable diameter up to 6.3mm and wire diameter 1mm



Product: CAP5, light grey/ white/ black  
Description: Square decorative metal cap for hiding cable inlet with suspension wire attachment point, push-in terminals 5x1x1.5mm<sup>2</sup>, light grey/ white/ black