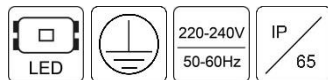


### BRUBU N LED

#### High-bays



**Description:** Recessed mounted low-bay LED luminaire  
 Light distribution type: direct  
 Optical system: lenses, silicone rubber sealing, impact resistant  
 Housing: aluminium  
 Colour: white (RAL 9003)

**General data:** Mains voltage: 220-240V, 0/50-60Hz  
 LED lifetime, h: 100000/L80B50  
 SDCM: 3  
 Protection class IEC: I  
 Ingress protection code: IP65  
 Mechanical impact resistance: IK08 (HBPIR - IK04)  
 Operating temperature range, °C: ta -20...+40 (HBPIR ta -25...+40)

**Installation:** In ceiling with cut-out opening (mounting brackets included) or on the ceiling (mounting box to be ordered separately). Cable 1.0m, 3x0.75mm<sup>2</sup>

**Environment:** Outdoor with roof

**Application:** Fuel station



Surface installation box available on request. For more information see the accessory list.



Models with COR HBPIR option are corridor dimmable for most energy efficient lighting control solution.

*\*note - degree of IK protection with sensor is 04.*

Product	Length, mm	Width, mm	Height, mm	Luminaire output*, lm	System power*, W	System efficacy*, lm/W	CRI* (Ra)	CCT*, K	Weight, kg
Brubu N LED1x9450 G350 T830 L60	435	435	85	9425	52,8	179	80+	3000	5,0
Brubu N LED1x12350 G351 T830 L60	435	435	85	12331	71,1	173	80+	3000	5,0
Brubu N LED1x15200 G352 T830 L60	435	435	85	15208	88,8	171	80+	3000	5,0
Brubu N LED1x9450 G350 T840 L60	435	435	85	9935	52,8	188	80+	4000	5,0
Brubu N LED1x12350 G351 T840 L60	435	435	85	12997	71,1	183	80+	4000	5,0
Brubu N LED1x15200 G352 T840 L60	435	435	85	16030	88,8	180	80+	4000	5,0
Brubu N LED1x9450 G350 T830 L75	435	435	85	9028	52,8	171	80+	3000	5,0
Brubu N LED1x12350 G351 T830 L75	435	435	85	11812	71,1	166	80+	3000	5,0
Brubu N LED1x15200 G352 T830 L75	435	435	85	14568	88,8	164	80+	3000	5,0
Brubu N LED1x9450 G350 T840 L75	435	435	85	9516	52,8	180	80+	4000	5,0
Brubu N LED1x12350 G351 T840 L75	435	435	85	12450	71,1	175	80+	4000	5,0
Brubu N LED1x15200 G352 T840 L75	435	435	85	15355	88,8	173	80+	4000	5,0
Brubu N LED1x9450 G350 T830 L120	435	435	85	9425	52,8	179	80+	3000	5,0
Brubu N LED1x12350 G351 T830 L120	435	435	85	12331	71,1	173	80+	3000	5,0
Brubu N LED1x15200 G352 T830 L120	435	435	85	15208	88,8	171	80+	3000	5,0
Brubu N LED1x9450 G350 T840 L120	435	435	85	9935	52,8	188	80+	4000	5,0
Brubu N LED1x12350 G351 T840 L120	435	435	85	12997	71,1	183	80+	4000	5,0
Brubu N LED1x15200 G352 T840 L120	435	435	85	16030	88,8	180	80+	4000	5,0
Brubu N LED1x15200 G352 T830 L60 COR HBPIR-M	435	435	85	15208	89,8	169	80+	3000	5,0
Brubu N LED1x15200 G352 T840 L60 COR HBPIR-M	435	435	85	16030	89,8	179	80+	4000	5,0
Brubu N LED1x15200 G352 T830 L75 COR HBPIR-M	435	435	85	14568	89,8	162	80+	3000	5,0
Brubu N LED1x15200 G352 T840 L75 COR HBPIR-M	435	435	85	15355	89,8	171	80+	4000	5,0

Product	Length, mm	Width, mm	Height, mm	Luminaire output*, lm	System power*, W	System efficacy*, lm/W	CRI* (Ra)	CCT*, K	Weight, kg
Brubu N LED1x15200 G352 T830 L120 COR HBPIR-M	435	435	85	15208	89,8	169	80+	3000	5,0
Brubu N LED1x15200 G352 T840 L120 COR HBPIR-M	435	435	85	16030	89,8	179	80+	4000	5,0

\*Tolerance range for optical and electrical data: ±10%. Values apply to an ambient temperature of 25°C. NORTHCLIFFE LIGHTING is constantly developing and improving its products. The right is reserved to change any product specifications without prior notification

### Available options:

T830  
T840  
L30x65  
L40  
L60  
L75  
L120  
DALI  
COR

Colour temperature 3000K, CRI 80+  
Colour temperature 4000K, CRI 80+  
Optics with 30x65 beam angle  
Optics with 40x40 beam angle  
Optics with 60x60 beam angle  
Optics with 75x75 beam angle  
Optics with 120x120 beam angle  
Driver with DALI interface  
Driver with Corridor function (never off)

COR1min

Driver with Corridor function 1min (switch off after 1 min.)

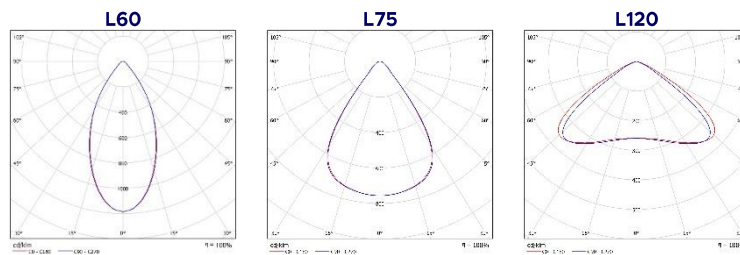
COR30min

Driver with Corridor function 30min (switch off after 30 min.)


HBPIR-M

Master luminaire with Integrated PIR sensor for high ceiling (up to 12 meters) with on-off control, possibility to connect and control other (slave) luminaires (parameters according to datasheet)

\*note - this model does not have daylight harvesting function.



### Available accessories:

 Product: Power supply connector - IP66/IP68, 3x1.5mm2  
Description: Quick and easy to connect power supply and luminaire cable connector - IP66/IP68, 3x1.5mm2, 400V/16A, 1pcs



Product: Power supply plug - IP66/IP68, 5x1.5mm2  
Description: Quick and easy to connect power supply cable plug - IP66/IP68, 5x1.5mm2, 400V/16A, 1pcs



Product: Power supply socket - IP66/IP68, 5x1.5mm2  
Description: Quick and easy to connect power supply cable socket - IP66/IP68, 5x1.5mm2, 400V/16A, 1pcs



Product: Surface MTG BOX Brubu N LED white  
Description: Surface mounting box for Brubu N LED (1pcs), white steel

### Applications:

