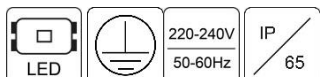


## NORTE L LED

### High-bays



**Images for the product family and options:**



**Description:**

Surface mounted or suspended high-bay LED luminaire  
 Light distribution type: direct  
 Optical system: lenses, silicone rubber gasket, impact resistance  
 Housing: aluminium  
 Colour: white (RAL9003)

**General data:**

Mains voltage: 220-240V, 0/50-60Hz  
 LED lifetime, h: 100000/L80B50  
 SDCM: 3  
 Protection class IEC: I  
 Ingress protection code: IP65  
 Mechanical impact resistance: IK08 (IK10 with protection grid)  
 Protection symbol: D  
 Operating temperature range, °C: ta -20...+40 (D577, D578, D581, D582, D585; ta -20...+35)

**Installation:**

On the ceiling or wall, or suspended (requires accessories). Push-in terminal, 5x2x2.5mm<sup>2</sup>

**Environment:**

Indoor

**Application:**

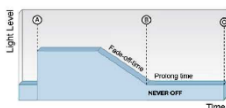
Industry, warehouse, hall, sports, transport terminal



Fixture mounted HBPIR sensors provide fast installation and immediate energy savings by automatically activating lighting only during periods of occupancy. Reliable passive infrared (PIR) technology detects occupancy, and the variable time delay - up to 30 minutes - is user accessible without power, tools or disassembly, and allows the ideal setting based on application needs. Included with the sensor are lenses for high-bay, low-bay and aisle mounting, allowing one unit to cover a variety of applications. The innovative Autocal feature performs an automatic daylight level calibration. Once calibrated, the sensor requires no further adjustment and immediately enters daylight harvesting mode, actively switching the connected fixture load ON and OFF in response to occupancy and available natural light maximizing energy savings through efficient light harvesting.



Fixture mounted HBEAIR sensors ensure lighting is only on when and where it is needed. The sensors in combination with luminaires can bring huge benefits in terms of energy management as they provide occupancy detection and daylight sensing for heights up to 16 meters. Energy saving - typically between 30% and 50%. HBEAIR can be easily programmed via a smartphone, that offers immense flexibility to commission luminaires into groups and further divided in zones wirelessly. The HBEAIR offers intelligent wireless lighting control, for warehouse (and similar) applications. Advantages: 5m-16m mounting height, simple grouping via NFC and IR with the Apps, zoning and occupancy sharing (zone with motion goes to full task level while sub-zones are maintained at background light level).



Corridor option automatic switching is based on presence/motion with the time delay set on site to suit the customer's requirements, where no presence is detected the light level will fade from 100% down to 10% saving up to 60% of the energy usage. The COR function does not abruptly switch off the lighting but dims it to a 10% level. Depending on the profile selected the device remains at this light level ("never off" profile) or switches off completely after the appropriate delay ("Switch off" profile). This arrangement provides efficient energy savings in 24-hour applications where light is needed round the clock for safety reasons, for example in stairwells and corridors in public buildings, and in large apartment complexes, car parks, pedestrian underpasses, warehouses and underground railway stations.

Product	Length, mm	Width, mm	Height, mm	Luminaire output, lm	System power, W	System efficacy, lm/W	CRI	CCT, K	Weight, kg
Norte L LED1x7500 D574 T830 ALU L40	435	343	78	6785	40,5	168	80+	3000	2,8
Norte L LED1x8500 D575 T830 ALU L40	435	343	78	7702	46,5	166	80+	3000	2,8
Norte L LED1x10500 D576 T830 ALU L40	435	343	78	9503	58,7	162	80+	3000	2,8
Norte L LED1x12350 D577 T830 ALU L40	435	343	78	11206	70,1	160	80+	3000	2,8
Norte L LED1x14250 D578 T830 ALU L40	435	343	78	12922	82,5	157	80+	3000	2,8
Norte L LED1x17000 D579 T830 ALU L40	645	343	78	15405	91,1	169	80+	3000	4,3
Norte L LED1x20850 D580 T830 ALU L40	645	343	78	18909	114,6	165	80+	3000	4,3
Norte L LED1x24700 D581 T830 ALU L40	645	343	78	22412	138,7	162	80+	3000	4,3
Norte L LED1x28350 D582 T830 ALU L40	645	343	78	25711	162,8	158	80+	3000	4,3
Norte L LED1x31100 D583 T830 ALU L40	945	343	78	28217	171,4	165	80+	3000	6,5
Norte L LED1x36900 D584 T830 ALU L40	945	343	78	33444	207,4	161	80+	3000	6,5
Norte L LED1x42300 D585 T830 ALU L40	945	343	78	38367	243,5	158	80+	3000	6,5
Norte L LED1x7500 D574 T840 ALU L40	435	343	78	7162	40,5	177	80+	4000	2,8
Norte L LED1x8500 D575 T840 ALU L40	435	343	78	8130	46,5	175	80+	4000	2,8
Norte L LED1x10500 D576 T840 ALU L40	435	343	78	10031	58,7	171	80+	4000	2,8
Norte L LED1x12350 D577 T840 ALU L40	435	343	78	11829	70,1	169	80+	4000	2,8
Norte L LED1x14250 D578 T840 ALU L40	435	343	78	13640	82,5	165	80+	4000	2,8
Norte L LED1x17000 D579 T840 ALU L40	645	343	78	16260	91,1	179	80+	4000	4,3
Norte L LED1x20850 D580 T840 ALU L40	645	343	78	19959	114,6	174	80+	4000	4,3
Norte L LED1x24700 D581 T840 ALU L40	645	343	78	23657	138,7	171	80+	4000	4,3
Norte L LED1x28350 D582 T840 ALU L40	645	343	78	27140	162,8	167	80+	4000	4,3
Norte L LED1x31100 D583 T840 ALU L40	945	343	78	29784	171,4	174	80+	4000	6,5
Norte L LED1x36900 D584 T840 ALU L40	945	343	78	35302	207,4	170	80+	4000	6,5
Norte L LED1x42300 D585 T840 ALU L40	945	343	78	40499	243,5	166	80+	4000	6,5
Norte L LED1x7500 D574 T830 ALU L30x65	435	343	78	6636	40,5	164	80+	3000	2,8
Norte L LED1x8500 D575 T830 ALU L30x65	435	343	78	7533	46,5	162	80+	3000	2,8
Norte L LED1x10500 D576 T830 ALU L30x65	435	343	78	9294	58,7	158	80+	3000	2,8
Norte L LED1x12350 D577 T830 ALU L30x65	435	343	78	10960	70,1	156	80+	3000	2,8
Norte L LED1x14250 D578 T830 ALU L30x65	435	343	78	12638	82,5	153	80+	3000	2,8
Norte L LED1x17000 D579 T830 ALU L30x65	645	343	78	15066	91,1	165	80+	3000	4,3
Norte L LED1x20850 D580 T830 ALU L30x65	645	343	78	18493	114,6	161	80+	3000	4,3
Norte L LED1x24700 D581 T830 ALU L30x65	645	343	78	21919	138,7	158	80+	3000	4,3
Norte L LED1x28350 D582 T830 ALU L30x65	645	343	78	25146	162,8	154	80+	3000	4,3
Norte L LED1x31100 D583 T830 ALU L30x65	945	343	78	27597	171,4	161	80+	3000	6,5
Norte L LED1x36900 D584 T830 ALU L30x65	945	343	78	32709	207,4	158	80+	3000	6,5
Norte L LED1x42300 D585 T830 ALU L30x65	945	343	78	37524	243,5	154	80+	3000	6,5
Norte L LED1x7500 D574 T840 ALU L30x65	435	343	78	7005	40,5	173	80+	4000	2,8
Norte L LED1x8500 D575 T840 ALU L30x65	435	343	78	7952	46,5	171	80+	4000	2,8
Norte L LED1x10500 D576 T840 ALU L30x65	435	343	78	9811	58,7	167	80+	4000	2,8
Norte L LED1x12350 D577 T840 ALU L30x65	435	343	78	11569	70,1	165	80+	4000	2,8
Norte L LED1x14250 D578 T840 ALU L30x65 1G	435	343	78	13341	82,5	162	80+	4000	2,8
Norte L LED1x17000 D579 T840 ALU L30x65	645	343	78	15903	91,1	175	80+	4000	4,3
Norte L LED1x20850 D580 T840 ALU L30x65	645	343	78	19521	114,6	170	80+	4000	4,3
Norte L LED1x24700 D581 T840 ALU L30x65	645	343	78	23137	138,7	167	80+	4000	4,3
Norte L LED1x28350 D582 T840 ALU L30x65 1G	645	343	78	26543	162,8	163	80+	4000	4,3
Norte L LED1x31100 D583 T840 ALU L30x65	945	343	78	29130	171,4	170	80+	4000	6,5
Norte L LED1x36900 D584 T840 ALU L30x65	945	343	78	34526	207,4	166	80+	4000	6,5
Norte L LED1x42300 D585 T840 ALU L30x65	945	343	78	39608	243,5	163	80+	4000	6,5
Norte L LED1x7500 D574 T830 ALU L60	435	343	78	7083	40,5	175	80+	3000	2,8
Norte L LED1x8500 D575 T830 ALU L60	435	343	78	8041	46,5	173	80+	3000	2,8
Norte L LED1x10500 D576 T830 ALU L60	435	343	78	9921	58,7	169	80+	3000	2,8
Norte L LED1x12350 D577 T830 ALU L60	435	343	78	11699	70,1	167	80+	3000	2,8
Norte L LED1x14250 D578 T830 ALU L60	435	343	78	13490	82,5	164	80+	3000	2,8
Norte L LED1x17000 D579 T830 ALU L60	645	343	78	16082	91,1	177	80+	3000	4,3
Norte L LED1x20850 D580 T830 ALU L60	645	343	78	19740	114,6	172	80+	3000	4,3
Norte L LED1x24700 D581 T830 ALU L60	645	343	78	23397	138,7	169	80+	3000	4,3
Norte L LED1x28350 D582 T830 ALU L60	645	343	78	26842	162,8	165	80+	3000	4,3
Norte L LED1x31100 D583 T830 ALU L60	945	343	78	29457	171,4	172	80+	3000	6,5
Norte L LED1x36900 D584 T830 ALU L60	945	343	78	34914	207,4	168	80+	3000	6,5
Norte L LED1x42300 D585 T830 ALU L60	945	343	78	40054	243,5	165	80+	3000	6,5
Norte L LED1x7500 D574 T840 ALU L60	435	343	78	7477	40,5	185	80+	4000	2,8
Norte L LED1x8500 D575 T840 ALU L60	435	343	78	8488	46,5	182	80+	4000	2,8
Norte L LED1x10500 D576 T840 ALU L60	435	343	78	10472	58,7	178	80+	4000	2,8
Norte L LED1x12350 D577 T840 ALU L60	435	343	78	12348	70,1	176	80+	4000	2,8
Norte L LED1x14250 D578 T840 ALU L60	435	343	78	14240	82,5	173	80+	4000	2,8
Norte L LED1x17000 D579 T840 ALU L60	645	343	78	16975	91,1	186	80+	4000	4,3
Norte L LED1x20850 D580 T840 ALU L60	645	343	78	20837	114,6	182	80+	4000	4,3
Norte L LED1x24700 D581 T840 ALU L60	645	343	78	24697	138,7	178	80+	4000	4,3
Norte L LED1x28350 D582 T840 ALU L60	645	343	78	28333	162,8	174	80+	4000	4,3
Norte L LED1x31100 D583 T840 ALU L60	945	343	78	31094	171,4	181	80+	4000	6,5
Norte L LED1x36900 D584 T840 ALU L60	945	343	78	36854	207,4	178	80+	4000	6,5
Norte L LED1x42300 D585 T840 ALU L60	945	343	78	42279	243,5	174	80+	4000	6,5
Norte L LED1x7500 D574 T830 ALU L75	435	343	78	6785	40,5	168	80+	3000	2,8
Norte L LED1x8500 D575 T830 ALU L75	435	343	78	7702	46,5	166	80+	3000	2,8
Norte L LED1x10500 D576 T830 ALU L75	435	343	78	9503	58,7	162	80+	3000	2,8
Norte L LED1x12350 D577 T830 ALU L75	435	343	78	11206	70,1	160	80+	3000	2,8
Norte L LED1x14250 D578 T830 ALU L75	435	343	78	12922	82,5	157	80+	3000	2,8
Norte L LED1x17000 D579 T830 ALU L75	645	343	78	15405	91,1	169	80+	3000	4,3
Norte L LED1x20850 D580 T830 ALU L75	645	343	78	18909	114,6	165	80+	3000	4,3
Norte L LED1x24700 D581 T830 ALU L75	645	343	78	22412	138,7	162	80+	3000	4,3
Norte L LED1x28350 D582 T830 ALU L75	645	343	78	25711	162,8	158	80+	3000	4,3
Norte L LED1x31100 D583 T830 ALU L75	945	343	78	28217	171,4	165	80+	3000	6,5
Norte L LED1x36900 D584 T830 ALU L75	945	343	78	33444	207,4	161	80+	3000	6,5
Norte L LED1x42300 D585 T830 ALU L75	945	343	78	38367	243,5	158	80+	3000	6,5
Norte L LED1x7500 D574 T840 ALU L75	435	343	78	7162	40,5	177	80+	4000	2,8
Norte L LED1x8500 D575 T840 ALU L75	435	343	78	8130	46,5	175	80+	4000	2,8
Norte L LED1x10500 D576 T840 ALU L75	435	343	78	10031	58,7	171	80+	4000	2,8
Norte L LED1x12350 D577 T840 ALU L75	435	343	78	11829	70,1	169	80+	4000	2,8
Norte L LED1x14250 D578 T840 ALU L75	435	343	78	13640	82,5	165	80+	4000	2,8
Norte L LED1x17000 D579 T840 ALU L75	645	343	78	16260	91,1	179	80+	4000	4,3
Norte L LED1x20850 D580 T840 ALU L75	645	343	78	19959	114,6	174	80+	4000	4,3
Norte L LED1x24700 D581 T840 ALU L75	645	343	78	23657	138,7	171	80+	4000	4,3
Norte L LED1x28350 D582 T840 ALU L75	645	343	78	27140	162,8	167	80+	4000	4,3

Product	Length, mm	Width, mm	Height, mm	Luminaire output, lm	System power, W	System efficacy, lm/W	CRI	CCT, K	Weight, kg
Norte L LED1x31100 D583 T840 ALU L75	945	343	78	29784	171,4	174	80+	4000	6,5
Norte L LED1x36900 D584 T840 ALU L75	945	343	78	35302	207,4	170	80+	4000	6,5
Norte L LED1x42300 D585 T840 ALU L75	945	343	78	40499	243,5	166	80+	4000	6,5
Norte L LED1x7500 D574 T830 ALU L90x90	435	343	78	7083	40,5	175	80+	3000	2,8
Norte L LED1x8500 D575 T830 ALU L90x90	435	343	78	8041	46,5	173	80+	3000	2,8
Norte L LED1x10500 D576 T830 ALU L90x90	435	343	78	9921	58,7	169	80+	3000	2,8
Norte L LED1x12350 D577 T830 ALU L90x90	435	343	78	11699	70,1	167	80+	3000	2,8
Norte L LED1x14250 D578 T830 ALU L90x90	435	343	78	13490	82,5	164	80+	3000	2,8
Norte L LED1x17000 D579 T830 ALU L90x90	645	343	78	16082	91,1	177	80+	3000	4,3
Norte L LED1x20850 D580 T830 ALU L90x90	645	343	78	19740	114,6	172	80+	3000	4,3
Norte L LED1x24700 D581 T830 ALU L90x90	645	343	78	23397	138,7	169	80+	3000	4,3
Norte L LED1x28350 D582 T830 ALU L90x90	645	343	78	26842	162,8	165	80+	3000	4,3
Norte L LED1x31100 D583 T830 ALU L90x90	945	343	78	29457	171,4	172	80+	3000	6,5
Norte L LED1x36900 D584 T830 ALU L90x90	945	343	78	34914	207,4	168	80+	3000	6,5
Norte L LED1x42300 D585 T830 ALU L90x90	945	343	78	40054	243,5	165	80+	3000	6,5
Norte L LED1x7500 D574 T840 ALU L90x90	435	343	78	7477	40,5	185	80+	4000	2,8
Norte L LED1x8500 D575 T840 ALU L90x90	435	343	78	8488	46,5	182	80+	4000	2,8
Norte L LED1x10500 D576 T840 ALU L90x90	435	343	78	10472	58,7	178	80+	4000	2,8
Norte L LED1x12350 D577 T840 ALU L90x90	435	343	78	12348	70,1	176	80+	4000	2,8
Norte L LED1x14250 D578 T840 ALU L90x90	435	343	78	14240	82,5	173	80+	4000	2,8
Norte L LED1x17000 D579 T840 ALU L90x90	645	343	78	16975	91,1	186	80+	4000	4,3
Norte L LED1x20850 D580 T840 ALU L90x90	645	343	78	20837	114,6	182	80+	4000	4,3
Norte L LED1x24700 D581 T840 ALU L90x90	645	343	78	24697	138,7	178	80+	4000	4,3
Norte L LED1x28350 D582 T840 ALU L90x90	645	343	78	28333	162,8	174	80+	4000	4,3
Norte L LED1x31100 D583 T840 ALU L90x90	945	343	78	31094	171,4	181	80+	4000	6,5
Norte L LED1x36900 D584 T840 ALU L90x90	945	343	78	36854	207,4	178	80+	4000	6,5
Norte L LED1x42300 D585 T840 ALU L90x90	945	343	78	42279	243,5	174	80+	4000	6,5
Norte L LED1x7500 D574 T830 ALU L120	435	343	78	7083	40,5	175	80+	3000	2,8
Norte L LED1x8500 D575 T830 ALU L120	435	343	78	8041	46,5	173	80+	3000	2,8
Norte L LED1x10500 D576 T830 ALU L120	435	343	78	9921	58,7	169	80+	3000	2,8
Norte L LED1x12350 D577 T830 ALU L120	435	343	78	11699	70,1	167	80+	3000	2,8
Norte L LED1x14250 D578 T830 ALU L120	435	343	78	13490	82,5	164	80+	3000	2,8
Norte L LED1x17000 D579 T830 ALU L120	645	343	78	16082	91,1	177	80+	3000	4,3
Norte L LED1x20850 D580 T830 ALU L120	645	343	78	19740	114,6	172	80+	3000	4,3
Norte L LED1x24700 D581 T830 ALU L120	645	343	78	23397	138,7	169	80+	3000	4,3
Norte L LED1x28350 D582 T830 ALU L120	645	343	78	26842	162,8	165	80+	3000	4,3
Norte L LED1x31100 D583 T830 ALU L120	945	343	78	29457	171,4	172	80+	3000	6,5
Norte L LED1x36900 D584 T830 ALU L120	945	343	78	34914	207,4	168	80+	3000	6,5
Norte L LED1x42300 D585 T830 ALU L120	945	343	78	40054	243,5	165	80+	3000	6,5
Norte L LED1x7500 D574 T840 ALU L120	435	343	78	7477	40,5	185	80+	4000	2,8
Norte L LED1x8500 D575 T840 ALU L120	435	343	78	8488	46,5	182	80+	4000	2,8
Norte L LED1x10500 D576 T840 ALU L120	435	343	78	10472	58,7	178	80+	4000	2,8
Norte L LED1x12350 D577 T840 ALU L120	435	343	78	12348	70,1	176	80+	4000	2,8
Norte L LED1x14250 D578 T840 ALU L120	435	343	78	14240	82,5	173	80+	4000	2,8
Norte L LED1x17000 D579 T840 ALU L120	645	343	78	16975	91,1	186	80+	4000	4,3
Norte L LED1x20850 D580 T840 ALU L120	645	343	78	20837	114,6	182	80+	4000	4,3
Norte L LED1x24700 D581 T840 ALU L120	645	343	78	24697	138,7	178	80+	4000	4,3
Norte L LED1x28350 D582 T840 ALU L120	645	343	78	28333	162,8	174	80+	4000	4,3
Norte L LED1x31100 D583 T840 ALU L120	945	343	78	31094	171,4	181	80+	4000	6,5
Norte L LED1x36900 D584 T840 ALU L120	945	343	78	36854	207,4	178	80+	4000	6,5
Norte L LED1x42300 D585 T840 ALU L120	945	343	78	42279	243,5	174	80+	4000	6,5
Norte L LED1x7500 D574 T840 ALU L60 SPORT	435	343	93	6769	40,5	167	80+	4000	2,8
Norte L LED1x8500 D575 T840 ALU L60 SPORT	435	343	93	7684	46,5	165	80+	4000	2,8
Norte L LED1x10500 D576 T840 ALU L60 SPORT	435	343	93	9480	58,7	162	80+	4000	2,8
Norte L LED1x12350 D577 T840 ALU L60 SPORT	435	343	93	11179	70,1	160	80+	4000	2,8
Norte L LED1x14250 D578 T840 ALU L60 SPORT	435	343	93	12891	82,5	156	80+	4000	2,8
Norte L LED1x17000 D579 T840 ALU L60 SPORT	645	343	93	15367	91,1	169	80+	4000	4,3
Norte L LED1x20850 D580 T840 ALU L60 SPORT	645	343	93	18863	114,6	165	80+	4000	4,3
Norte L LED1x24700 D581 T840 ALU L60 SPORT	645	343	93	22357	138,7	161	80+	4000	4,3
Norte L LED1x28350 D582 T840 ALU L60 SPORT	645	343	93	25649	162,8	158	80+	4000	4,3
Norte L LED1x31100 D583 T840 ALU L60 SPORT	945	343	93	28148	171,4	164	80+	4000	6,5
Norte L LED1x36900 D584 T840 ALU L60 SPORT	945	343	93	33363	207,4	161	80+	4000	6,5
Norte L LED1x42300 D585 T840 ALU L60 SPORT	945	343	93	38273	243,5	157	80+	4000	6,5
Norte L LED1x7500 D574 T830 ALU L75 SPORT	435	343	93	6114	40,5	151	80+	3000	2,8
Norte L LED1x8500 D575 T830 ALU L75 SPORT	435	343	93	6941	46,5	149	80+	3000	2,8
Norte L LED1x10500 D576 T830 ALU L75 SPORT	435	343	93	8563	58,7	146	80+	3000	2,8
Norte L LED1x12350 D577 T830 ALU L75 SPORT	435	343	93	10098	70,1	144	80+	3000	2,8
Norte L LED1x14250 D578 T830 ALU L75 SPORT	435	343	93	11644	82,5	141	80+	3000	2,8
Norte L LED1x17000 D579 T830 ALU L75 SPORT	645	343	93	13881	91,1	152	80+	3000	4,3
Norte L LED1x20850 D580 T830 ALU L75 SPORT	645	343	93	17039	114,6	149	80+	3000	4,3
Norte L LED1x24700 D581 T830 ALU L75 SPORT	645	343	93	20195	138,7	146	80+	3000	4,3
Norte L LED1x28350 D582 T830 ALU L75 SPORT	645	343	93	23169	162,8	142	80+	3000	4,3
Norte L LED1x31100 D583 T830 ALU L75 SPORT	945	343	93	25426	171,4	148	80+	3000	6,5
Norte L LED1x36900 D584 T830 ALU L75 SPORT	945	343	93	30137	207,4	145	80+	3000	6,5
Norte L LED1x42300 D585 T830 ALU L75 SPORT	945	343	93	34573	243,5	142	80+	3000	6,5
Norte L LED1x7500 D574 T840 ALU L75 SPORT	435	343	93	6454	40,5	159	80+	4000	2,8
Norte L LED1x8500 D575 T840 ALU L75 SPORT	435	343	93	7326	46,5	157	80+	4000	2,8
Norte L LED1x10500 D576 T840 ALU L75 SPORT	435	343	93	9039	58,7	154	80+	4000	2,8
Norte L LED1x12350 D577 T840 ALU L75 SPORT	435	343	93	10659	70,1	152	80+	4000	2,8
Norte L LED1x14250 D578 T840 ALU L75 SPORT	435	343	93	12291	82,5	149	80+	4000	2,8
Norte L LED1x17000 D579 T840 ALU L75 SPORT	645	343	93	14652	91,1	161	80+	4000	4,3
Norte L LED1x20850 D580 T840 ALU L75 SPORT	645	343	93	17985	114,6	157	80+	4000	4,3
Norte L LED1x24700 D581 T840 ALU L75 SPORT	645	343	93	21317	138,7	154	80+	4000	4,3
Norte L LED1x28350 D582 T840 ALU L75 SPORT	645	343	93	24456	162,8	150	80+	4000	4,3
Norte L LED1x31100 D583 T840 ALU L75 SPORT	945	343	93	26839	171,4	157	80+	4000	6,5
Norte L LED1x36900 D584 T840 ALU L75 SPORT	945	343	93	31811	207,4	153	80+	4000	6,5
Norte L LED1x42300 D585 T840 ALU L75 SPORT	945	343	93	36493	243,5	150	80+	4000	6,5
Norte L LED1x7500 D574 T830 ALU L90x90 SPORT	435	343	93	6412	40,5	158	80+	3000	2,8
Norte L LED1x8500 D575 T830 ALU L90x90 SPORT	435	343	93	7279	46,5	156	80+	3000	2,8

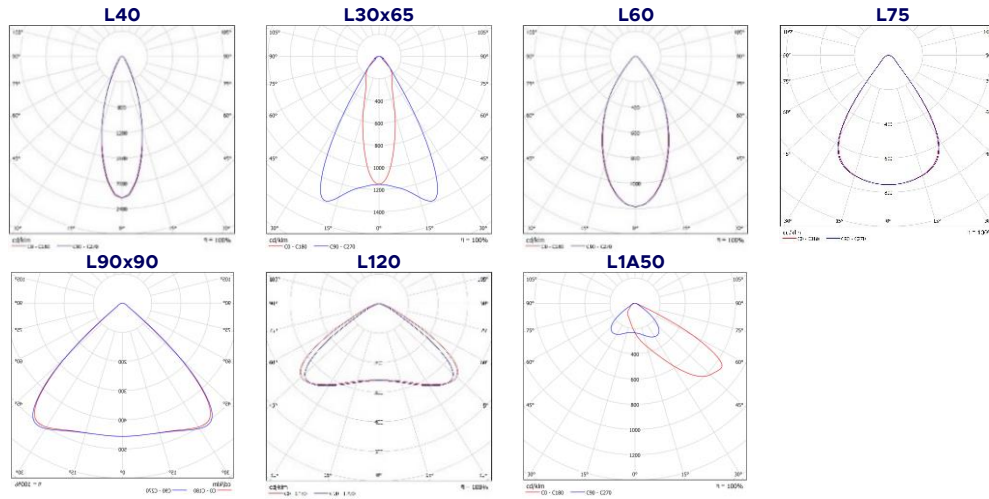
Product	Length, mm	Width, mm	Height, mm	Luminaire output, lm	System power, W	System efficacy, lm/W	CRI	CCT, K	Weight, kg
Norte L LED1x10500 D576 T830 ALU L90x90 SPORT	435	343	93	8981	58,7	153	80+	3000	2,8
Norte L LED1x12350 D577 T830 ALU L90x90 SPORT	435	343	93	10590	70,1	151	80+	3000	2,8
Norte L LED1x14250 D578 T830 ALU L90x90 SPORT	435	343	93	12212	82,5	148	80+	3000	2,8
Norte L LED1x17000 D579 T830 ALU L90x90 SPORT	645	343	93	14558	91,1	160	80+	3000	4,3
Norte L LED1x20850 D580 T830 ALU L90x90 SPORT	645	343	93	17870	114,6	156	80+	3000	4,3
Norte L LED1x24700 D581 T830 ALU L90x90 SPORT	645	343	93	21180	138,7	153	80+	3000	4,3
Norte L LED1x28350 D582 T830 ALU L90x90 SPORT	645	343	93	24299	162,8	149	80+	3000	4,3
Norte L LED1x31100 D583 T830 ALU L90x90 SPORT	945	343	93	26666	171,4	156	80+	3000	6,5
Norte L LED1x36900 D584 T830 ALU L90x90 SPORT	945	343	93	31607	207,4	152	80+	3000	6,5
Norte L LED1x42300 D585 T830 ALU L90x90 SPORT	945	343	93	36259	243,5	149	80+	3000	6,5
Norte L LED1x7500 D574 T840 ALU L90x90 SPORT	435	343	93	6769	40,5	167	80+	4000	2,8
Norte L LED1x8500 D575 T840 ALU L90x90 SPORT	435	343	93	7684	46,5	165	80+	4000	2,8
Norte L LED1x10500 D576 T840 ALU L90x90 SPORT	435	343	93	9480	58,7	162	80+	4000	2,8
Norte L LED1x12350 D577 T840 ALU L90x90 SPORT	435	343	93	11179	70,1	160	80+	4000	2,8
Norte L LED1x14250 D578 T840 ALU L90x90 SPORT	435	343	93	12891	82,5	156	80+	4000	2,8
Norte L LED1x17000 D579 T840 ALU L90x90 SPORT	645	343	93	15367	91,1	169	80+	4000	4,3
Norte L LED1x20850 D580 T840 ALU L90x90 SPORT	645	343	93	18863	114,6	165	80+	4000	4,3
Norte L LED1x24700 D581 T840 ALU L90x90 SPORT	645	343	93	22357	138,7	161	80+	4000	4,3
Norte L LED1x28350 D582 T840 ALU L90x90 SPORT	645	343	93	25649	162,8	158	80+	4000	4,3
Norte L LED1x31100 D583 T840 ALU L90x90 SPORT	945	343	93	28148	171,4	164	80+	4000	6,5
Norte L LED1x36900 D584 T840 ALU L90x90 SPORT	945	343	93	33363	207,4	161	80+	4000	6,5
Norte L LED1x42300 D585 T840 ALU L90x90 SPORT	945	343	93	38273	243,5	157	80+	4000	6,5
Norte L LED1x7500 D574 T840 ALU L120 SPORT	435	343	93	6769	40,5	167	80+	4000	2,8
Norte L LED1x8500 D575 T840 ALU L120 SPORT	435	343	93	7684	46,5	165	80+	4000	2,8
Norte L LED1x10500 D576 T840 ALU L120 SPORT	435	343	93	9480	58,7	162	80+	4000	2,8
Norte L LED1x12350 D577 T840 ALU L120 SPORT	435	343	93	11179	70,1	160	80+	4000	2,8
Norte L LED1x14250 D578 T840 ALU L120 SPORT	435	343	93	12891	82,5	156	80+	4000	2,8
Norte L LED1x17000 D579 T840 ALU L120 SPORT	645	343	93	15367	91,1	169	80+	4000	4,3
Norte L LED1x20850 D580 T840 ALU L120 SPORT	645	343	93	18863	114,6	165	80+	4000	4,3
Norte L LED1x24700 D581 T840 ALU L120 SPORT	645	343	93	22357	138,7	161	80+	4000	4,3
Norte L LED1x28350 D582 T840 ALU L120 SPORT	645	343	93	25649	162,8	158	80+	4000	4,3
Norte L LED1x31100 D583 T840 ALU L120 SPORT	945	343	93	28148	171,4	164	80+	4000	6,5
Norte L LED1x36900 D584 T840 ALU L120 SPORT	945	343	93	33363	207,4	161	80+	4000	6,5
Norte L LED1x42300 D585 T840 ALU L120 SPORT	945	343	93	38273	243,5	157	80+	4000	6,5

\*Tolerance range for optical and electrical data: ±10%. Values apply to an ambient temperature of 25°C. NORTHCLIFFE LIGHTING is constantly developing and improving its products. The right is reserved to change any product specifications without prior notification








### Available options:

T830 Colour temperature 3000K, CRI 80+  
T840 Colour temperature 4000K, CRI 80+  
T857 Colour temperature 5700K, CRI 80+  
T865 Colour temperature 6500K, CRI 80+  
L30x65 Optics with 30x65 beam angle  
L40 Optics with 40x40 beam angle  
L60 Optics with 60x60 beam angle  
L75 Optics with 75x75 beam angle  
L90x90 Optics with 90x90 beam angle  
L120 Optics with 120x120 beam angle  
L1A50 Optics with asymmetric beam  
DALI Driver with DALI interface and switch-control dimming  
\*note - for models with power above 155W two DALI addresses are used  
HBEAIRB-M Master luminaire with integrated smart sensor for high ceiling (up to 16m) and driver with wireless communication and grouping possibilities for lighting control  
HBEAIRB-S Slave luminaire with integrated EAIR type driver for lighting control  
\*note - max system size 1x HBEAIRB-M + 1x HBEAIRB-S.  
\*note - the impact protection rating of the HBEAIRB-M option is IK05, except when the SPORT option is used.  
\*note - max wire length from HBEAIRB-M to last HBEAIRB-S - 11m.  
COR Driver with Corridor function (never off)  
COR1min Driver with Corridor function 1min (switch off after 1 min.)  
COR30min Driver with Corridor function 30min (switch off after 30 min.)  
HBPIR7m-M Master luminaire with Integrated PIR and LUX level sensing sensor for high ceiling (up to 7 meters) with on-off control, possibility to connect and control other (slave) luminaires (parameters according to datasheet)  
\*note - max switching load up to 2A

HBPIR12m-M Master luminaire with Integrated PIR sensor for high ceiling (up to 12 meters), on-off control, possibility to connect and control other (slave) luminaires (parameters according to datasheet)  
\*note - max switching load up to 4A  
\*note - Luminaire with integrated HBPIR12m sensor protection degree is IP54  
HBPIR15m-M Master luminaire with Integrated PIR and LUX level sensing sensor for high ceiling (up to 15 meters) with on-off control, possibility to connect and control other (slave) luminaires (parameters according to datasheet)  
\*note - max switching load up to 2A  
\*note - the impact protection rating of the HBPIR15m-M option is IK05, except when the SPORT option is used.  
DALI HBPIRD15m-M DALI master luminaire with Integrated driver and sensor for high ceilings (up to 15 meters), with possibility to control DALI (slave) luminaires (parameters according to datasheet)  
\*note - max. 15 DALI slaves  
\*note - the impact protection rating of the DALI HBPIRD15m-M option is IK05, except when the SPORT option is used.  
EM3 Emergency version 3 hours  
EM3B Emergency version 3 hours (best available technology)  
EM3A Emergency version equipped with an autonomous testing system, 3 hours  
EM3D Emergency version 3 hours with DALI interface  
\*note - Operating temperature range for Luminaires with EM option, C: ta 0...+35



**Available accessories:**

-  Product: Suspension MTG KIT - Norte L LED 1.5m  
Description: Suspension kit for Norte L LED highbay, 1.5 meter
-  Product: Suspension MTG KIT - Norte L LED 3.0m  
Description: Suspension kit for Norte L LED highbay, 3.0 meter
-  Product: Suspension MTG KIT - Norte L LED 5.0m  
Description: Suspension kit for Norte L LED highbay, 5.0 meter
-  Product: GRID MTG KIT Norte L LED - 435x340mm RAL9003  
Description: Protective grid for Norte L LED luminaires up to size 435x340, white
-  Product: GRID MTG KIT Norte L LED - 645x340mm RAL9003  
Description: Protective grid for Norte L LED luminaires up to size 645x340, white
-  Product: GRID MTG KIT Norte L LED - 945x340mm RAL9003  
Description: Protective grid for Norte L LED luminaires up to size 945x340, white
-  Product: Remote Control HRC-11  
Description: Integrated smart sensor for high ceiling (up to 16m) with wireless communication and grouping possibilities for lighting control  
*\*note - remote control for HBPIR15m-M*



Product: Wire suspension BRACKETS - Norte L LED  
Description: Wire suspension brackets for Norte L LED highbay, 2pcs



Product: Adjustable brackets MTG KIT - Norte L LED  
Description: Ceiling and wall mounting brackets for Norte L LED with angle adjustment +/-75 degrees (every 15), galvanized steel, 2pcs

Applications:

